

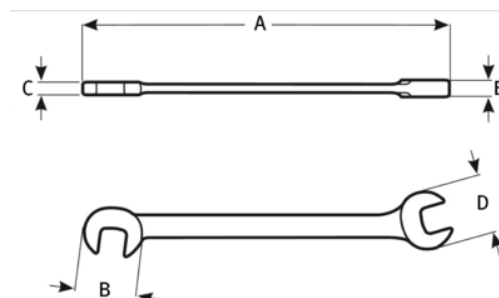


JHWOES-1618
Chrome Satin Short Double Head
Open End Wrench 1/2 X 9/16





PRODUCT DETAILS

- Two openings in each wrench with 45° chamfer on wrench ends allow easy placement of wrench on the fastener
- Continuous arc design minimizes spreading and is stronger than “V” design
- Satin chrome finish provides good grip and cleans easily



PRODUCT ATTRIBUTES

Product		A	C	E	 lb
JHWOES-1618	1/2x9/16 in	4-11/32 in	3/16 in	3/16 in	0.1 lb