

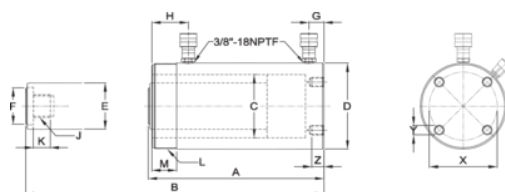


JHW6CD10T12
10T Double-Act Cylinder 12" Stroke












PRODUCT DETAILS

- Rod wiper seals out dirt and contamination
- High strength steel construction from gun drilled solid bar
- High flow 3/8" NPTF couplers
- One piece high grade alloy bearing for side load protection and long life
- Ideal for pushing and pulling
- Maximum working pressure: 1, psi / 7 bar



PRODUCT ATTRIBUTES

Product: **JHW6CD10T12**

	10 t		11.97 in	A	18.03 in
B	30 in	C	1.69 in	D	2.87 in
E	1.37 in	F	1.38 in	G	1.42 in
H	2.09 in	L	2-1/4-14 in	M	1.02 in
K	0.98 in	X		Y	
Z			11.4 t		3.8 t
	2.23 in ²		0.74 in ²		26.71 in ³
	8.9 in		30 lb		