

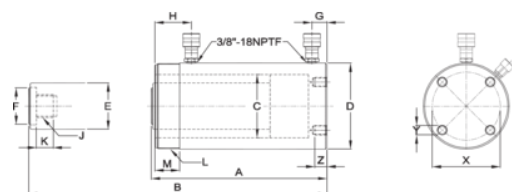


JHW6CD30T15
30T Double-Act Cylinder 14" Stroke











PRODUCT DETAILS

- Rod wiper seals out dirt and contamination
- High strength steel construction from gun drilled solid bar
- High flow 3/8" NPTF couplers
- One piece high grade alloy bearing for side load protection and long life
- Ideal for pushing and pulling
- Maximum working pressure: 1, psi / 7 bar



PRODUCT ATTRIBUTES

Product: **JHW6CD30T15**

| | | | | | |
|---|----------------------|---|----------------------|---|-----------------------|
|  | 30 t |  | 14.49 in | A | 21.65 in |
| B | 36.14 in | C | 2.87 in | D | 3.98 in |
| E | 2.13 in | F | 1.97 in | G | 1.65 in |
| H | 2.91 in | L | 3-5/16-12 in | M | 1.93 in |
| K | 0.98 in | X | | Y | |
| Z | |  | 32.9 t |  | 16.2 t |
|  | 6.49 in ² |  | 3.19 in ² |  | 94.09 in ³ |
|  | 46.26 in | lb | 60.6 lb | | |