

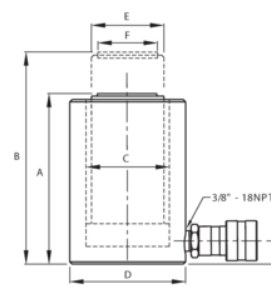


6CH12T03 12T Hollow Hole Cylinder








PRODUCT DETAILS

- 6 standard models
- Ideal for some pulling and pushing applications
- Heavy duty compression spring
- Dual wipers help prevent contamination
- Collar thread protector
- High flow coupler with dust cap
- Easy-to-read window scale
- Light weight
- Automatic lock in CCW direction for removing screws
- Accuracy: $\pm 6\%$ of indicated value, CW, from 2% to 1% of full scale
- Individually serialized with matching certificate of calibration traceable to N.I.S.T
- • Meets or exceeds ASME B17.3 - 21



PRODUCT ATTRIBUTES

Product: **6CH12T03**

	12 t		3 in		2.91 in
PSI	8236 psi		8.72 in ³	D	2.76 in
G	0.75 in	H	2-3/4"-16 in	L	1.81 in
J		K		X	2 in
Y	5/16"-18UNC in	Z	0.35 in		8.6 lb
A	7.24 in	B	10.24 in	C	0.77 in
E	1.38 in				