

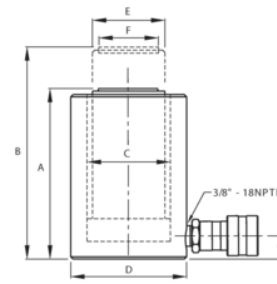


JHW6CH20T06
20T Single Acting Cylinders 6"
Stroke







PRODUCT DETAILS

- 6 standard models
- Ideal for some pulling and pushing applications
- Heavy duty compression spring
- Dual wipers help prevent contamination
- Collar thread protector
- High flow coupler with dust cap
- Easy-to-read window scale
- Light weight
- Automatic lock in CCW direction for removing screws
- Accuracy: $\pm 6\%$ of indicated value, CW, from 2% to 1% of full scale
- Individually serialized with matching certificate of calibration traceable to N.I.S.T
- • Meets or exceeds ASME B17.3 - 21



PRODUCT ATTRIBUTES

Product: **JHW6CH20T06**

	20 t		6.06 in		4.9 in
PSI	8167 psi		29.7 in ³	D	3.92 in
G	0.75 in	H	3-7/8-12 in	L	1.5 in
J	1-9/16"-16UN in	K	0.75 in	X	3.25 in
Y	3/8"-16UNC in	Z	0.37 in	lb	29.5 lb
A	12.05 in	B	18.11 in	C	1.063 in
E	2.15 in				