

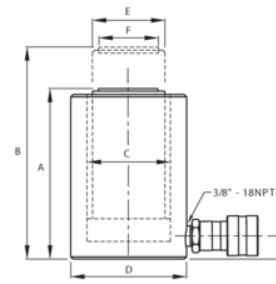


**JHW6CH30T02**  
**30T Single Acting Cylinders 2.5"**  
**Stroke**







**PRODUCT DETAILS**

- 6 standard models
- Ideal for some pulling and pushing applications
- Heavy duty compression spring
- Dual wipers help prevent contamination
- Collar thread protector
- High flow coupler with dust cap
- Easy-to-read window scale
- Light weight
- Automatic lock in CCW direction for removing screws
- Accuracy:  $\pm 6\%$  of indicated value, CW, from 2% to 1% of full scale
- Individually serialized with matching certificate of calibration traceable to N.I.S.T
- • Meets or exceeds ASME B17.3 - 21



PRODUCT ATTRIBUTES

Product: **JHW6CH30T02**

	30 t		2.52 in		6.32 in
<b>PSI</b>	9488 psi		15.93 in <sup>3</sup>	<b>D</b>	4.5 in
<b>G</b>	0.81 in	<b>H</b>	4-1/2-12 in	<b>L</b>	1.75 in
<b>J</b>	1-13/16"-16UN in	<b>K</b>	0.87 in	<b>X</b>	
<b>Y</b>	3/8"-16UNC in	<b>Z</b>	0.55 in	<b>lb</b>	22.9 lb
<b>A</b>	7.05 in	<b>B</b>	9.57 in	<b>C</b>	1.311 in
<b>E</b>	2.48 in				