

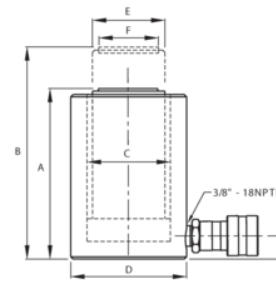


JHW6CH30T06
30T Single Acting Cylinders 6.13"
Stroke







PRODUCT DETAILS

- 6 standard models
- Ideal for some pulling and pushing applications
- Heavy duty compression spring
- Dual wipers help prevent contamination
- Collar thread protector
- High flow coupler with dust cap
- Easy-to-read window scale
- Light weight
- Automatic lock in CCW direction for removing screws
- Accuracy: $\pm 6\%$ of indicated value, CW, from 2% to 1% of full scale
- Individually serialized with matching certificate of calibration traceable to N.I.S.T
- • Meets or exceeds ASME B17.3 - 21



PRODUCT ATTRIBUTES

Product: **JHW6CH30T06**

	30 t		6.11 in		6.32 in
PSI	9488 psi		38.67 in ³	D	4.5 in
G	0.81 in	H	4-1/2-12 in	L	1.75 in
J	1-13/16"-16UN in	K	0.87 in	X	
Y	3/8"-16UNC in	Z	0.55 in	lb	43 lb
A	13.02 in	B	19.13 in	C	1.311 in
E	2.48 in				