

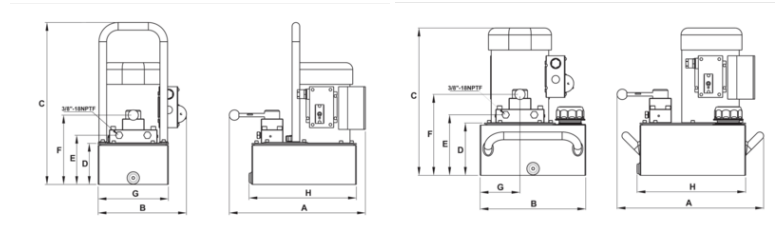


## JHW5E05H1G Electric Pump 0.5 H.P. 1 Gal










### PRODUCT DETAILS

- Quiet operation meets OSHA regulations (80dBA)
- 2 speed operation allows for faster cylinder advance
- Full load starting capacities
- Internal filter keeps contamination from damaging pump
- Rugged durable design meets the demands of industrial applications
- Precision components to minimize wear and improve overall dependability



PRODUCT ATTRIBUTES

Product: **JHW5E05H1G**

|   |                          |   |                         |   |                  |
|---|--------------------------|---|-------------------------|---|------------------|
|  | 59.5 lb                  | <b>PSI</b>  | 350 psi                 | <b>PSI</b>  | 10.000 psi       |
| <b>A</b>  | 14.92 in                 | <b>B</b>  | 10.28 in                | <b>C</b>  | 19.1 in          |
| <b>D</b>  | 4.72 in                  | <b>E</b>  | 5.67 in                 | <b>F</b>  | 7.99 in          |
| <b>G</b>  | 8.07 in                  | <b>H</b>  | 12.36 in                |  | 1 gal            |
|  | 293 in <sup>3</sup> /min |  | 18 in <sup>3</sup> /min |  | 3-way,3-position |
|  | Advance/Hold/Return      |  | 9 A                     | <b>V</b>  | 115 V            |