



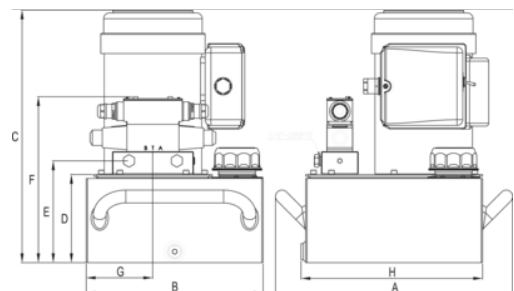
JHW5ES15H3G

1.5Hp Electric Pump with Solenoid Valve 3Gallon 3Way - 3 Position









PRODUCT DETAILS

- Quiet operation meets OSHA regulations (80dBA)
- Ideal for applications where a remote control is required
- 2 speed operations allows for faster cylinder advance
- Full load starting capabilities
- Internal filter keeps contamination from damaging pump
- 1 foot hand held remote controls the solenoid valve
- Designed to minimize the number of moving parts and maximize overall pump efficiency
- Ideal for on site construction as well as maintenance



PRODUCT ATTRIBUTES

Product: **JHW5ES15H3G**

	90.4 lb	PSI	700 psi	PSI	10.000 psi
A	17.88 in	B	12.01 in	C	17.88 in
D	5.98 in	E	6.9 in	G	4.51 in
H	12.32 in		470 in ³ /min		61 in ³ /min
	3-way,3-position		Advance/Hold/Return		17 A
V	115 V				