

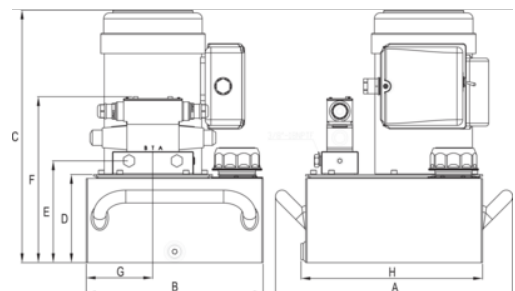


JHW5ES15H3GR
1.5Hp Electric Pump with Solenoid
Valve 3Gallon 4Way - 3 Position









PRODUCT DETAILS

- Quiet operation meets OSHA regulations (80dBA)
- Ideal for applications where a remote control is required
- 2 speed operations allows for faster cylinder advance
- Full load starting capabilities
- Internal filter keeps contamination from damaging pump
- 1 foot hand held remote controls the solenoid valve
- Designed to minimize the number of moving parts and maximize overall pump efficiency
- Ideal for on site construction as well as maintenance



PRODUCT ATTRIBUTES

Product: **JHW5ES15H3GR**

	72.6 lb	PSI	700 psi	PSI	10.000 psi
A	16.1 in	B	12.01 in	C	24.78 in
D	12.28 in	E	13.2 in	G	4.51 in
H	12.32 in		470 in ³ /min		61 in ³ /min
	4-way,3-position		Advance/Hold/Return		17 A
V	115 V				