

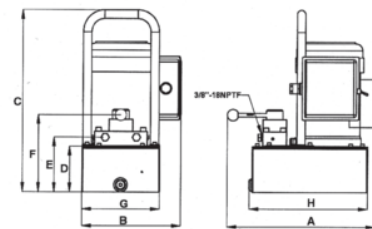


JHW5E15H3GR
1.5 H.P. 3 Gallon / Electric Pump
with Pendant Switch










PRODUCT DETAILS

- Quiet operation meets OSHA regulations (80dBA)
- 2 speed operation allows for faster cylinder advance
- Full load starting capacities
- Internal filter keeps contamination from damaging pump
- 1 foot hand held remote control allows user to control cylinder in up or down position
- May be used with air or electric impact wrench for extra speed and turning power



PRODUCT ATTRIBUTES

Product: **JHW5E15H3GR**

	88.5 lb	PSI	700 psi	PSI	10.000 psi
A	16.65 in	B	12.01 in	C	19.72 in
D	7.24 in	E	8.19 in	F	10.51 in
G	4.53 in	H	12.36 in		3 gal
	476 in ³ /min		61 in ³ /min		3-way,3-position
	Advance/Hold/Return		17 A	V	115 V