

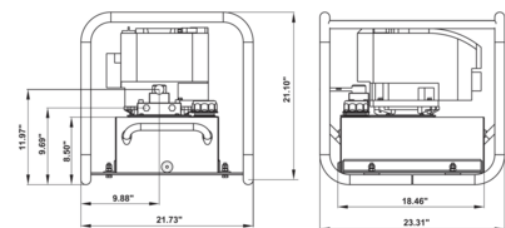


**JHW5G102H5G**  
**10.2 Hp 5 Gallon Reservoir, 3**  
**Position, 4 Way Solenoid Valve Gas**  
**Engine Pump**










**PRODUCT DETAILS**

- Gas pump will provide 10,000 psi hydraulic force at remote locations
- Industrial grade 5.5 hp Honda gas engine
- Manual control valve for use with single or double acting cylinders or tools
- Two speed pump designed for rapid cylinder advance
- Gas pump features a sturdy protective roll cage for use in the toughest environments
- Diesel engine pumps will provide 1, psi at remote locations



PRODUCT ATTRIBUTES

Product	PSI	PSI							
<b>JHW5G102H5G</b>	700 psi	10.000 psi	10 gal	600 in <sup>3</sup> /min	200 in <sup>3</sup> /min	4-way3-position	Advance/Hold/Return	93 dBA	3600 Rpm