

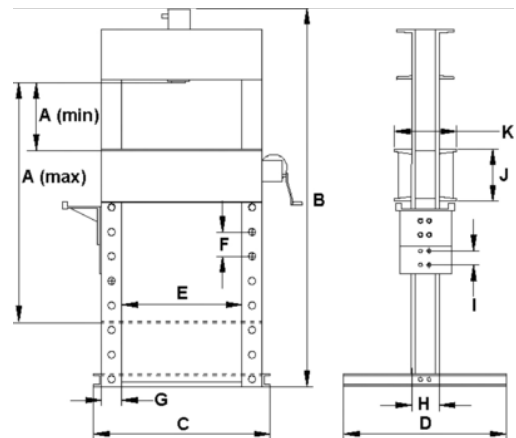


JHW9E55T06
55T Shop Press Electric Pump,
Stroke Length 6









PRODUCT DETAILS

- Heavy steel welded construction
- Multi-position bed for work height adjustment
- Ideal for the removal or installation of gears, universal joints, pulleys, wrist pins, and other press jobs
- Excellent for bending, bonding or straightening applications



PRODUCT ATTRIBUTES

Product: **JHW9E55T06**

	55 t		6 in		760 lb
B	79 in	C	56 in	D	30 in
E	35.4 in	F	6 in	G	4 in
I	3 in	J	10 in	K	14.8 in
	9		79 x 56in x 30in mm		14~55-1/2 in
A	14x55.5 in				