

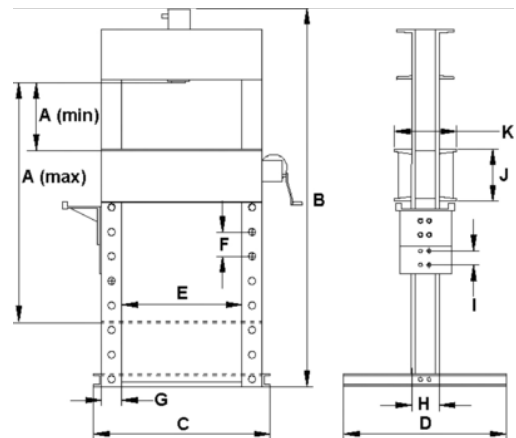


**JHW9E55T13**  
**55T Shop Press Electric Pump,**  
**Stroke Length 13**









**PRODUCT DETAILS**

- Heavy steel welded construction
- Multi-position bed for work height adjustment
- Ideal for the removal or installation of gears, universal joints, pulleys, wrist pins, and other press jobs
- Excellent for bending, bonding or straightening applications



PRODUCT ATTRIBUTES

Product: **JHW9E55T13**

	55 t		13 in		760 lb
<b>B</b>	79 in	<b>C</b>	56 in	<b>D</b>	30 in
<b>E</b>	35.4 in	<b>F</b>	6 in	<b>G</b>	4 in
<b>I</b>	3 in	<b>J</b>	10 in	<b>K</b>	14.8 in
	9		79 x 56in x 30in mm		14~55-1/2 in
<b>A</b>	14x55.5 in				