







MD-605 - MD-618
1/4 Drive Deep Socket, 6 Point



PRODUCT DETAILS

- SUPERTORQUE® lobular openings for greater turning power without deforming the fastener
- Designed for maximum engagement on 6 point fasteners

PRODUCT ATTRIBUTES

Product			A	B	C	D	E		F	
JHWMD-605	1/4 in	5/32 in	2 in	15/32 in	9/32 in	5/32 in	5/32 in	1-9/16 in		0.03 lb
JHWMD-606	1/4 in	3/16 in	2 in	15/32 in	5/16 in	3/16 in	3/16 in	1-9/16 in		0.04 lb
JHWMD-607	1/4 in	7/32 in	2 in	15/32 in	11/32 in	7/32 in	7/32 in	1-9/16 in		0.04 lb
JHWMD-608	1/4 in	1/4 in	2 in	15/32 in	3/8 in	7/32 in	7/32 in	1-9/16 in		0.04 lb
JHWMD-609	1/4 in	9/32 in	2 in	15/32 in	13/32 in	1/4 in	9/32 in	1-9/16 in		0.05 lb
JHWMD-610	1/4 in	5/16 in	2 in	15/32 in	7/16 in	9/32 in	9/32 in	1-9/16 in		0.06 lb
JHWMD-611	1/4 in	11/32 in	2 in	1/2 in	1/2 in	9/32 in	11/32 in	— in		0.06 lb
JHWMD-612	1/4 in	3/8 in	2 in	17/32 in	17/32 in	9/32 in	3/8 in	— in		0.13 lb
JHWMD-614	1/4 in	7/16 in	2 in	19/32 in	19/32 in	3/8 in	13/32 in	— in		0.09 lb
JHWMD-616	1/4 in	1/2 in	2 in	11/16 in	11/16 in	3/8 in	15/32 in	— in		0.12 lb
JHWMD-618	1/4 in	9/16 in	2 in	3/4 in	3/4 in	3/8 in	17/32 in	— in		0.14 lb