








32947
1/2" Drive Deep Socket Set, 6
Point, Metric 16 Piece



PRODUCT DETAILS

- Includes 1/2 Drive Deep 6 Point Sockets
 - Sizes:9 to 24 mm
- SUPERTORQUE® lobular openings for greater turning power without deforming the fastener
 - Designed for quick engagement on both 6 and 12 point fasteners

PRODUCT ATTRIBUTES

| Product |  |  |  |  |  |
|----------|---|---|---|---|---|
| JHW32947 | 16 | 16-1/2 in | 5-1/2 in | 3 in | 5.8 lb |

SET CONTENT



**1/2 Drive Deep Socket, High
Polished Chrome Finish, 6 Point 9
mm
JHW32709**



**1/2 Drive Deep Socket, High
Polished Chrome Finish, 6 Point 10
mm
JHW32710**



**1/2 Drive Deep Socket, High
Polished Chrome Finish, 6 Point 11
mm
JHW32711**



**1/2 Drive Deep Socket, High
Polished Chrome Finish, 6 Point 12
mm
JHW32712**



**1/2 Drive Deep Socket, High
Polished Chrome Finish, 6 Point 13
mm
JHW32713**



**1/2 Drive Deep Socket, High
Polished Chrome Finish, 6 Point 14
mm
JHW32714**



**1/2 Drive Deep Socket, High
Polished Chrome Finish, 6 Point 15
mm
JHW32715**



**1/2 Drive Deep Socket, High
Polished Chrome Finish, 6 Point 16
mm
JHW32716**



**1/2 Drive Deep Socket, High
Polished Chrome Finish, 6 Point 17
mm
JHW32717**



**1/2 Drive Deep Socket, High
Polished Chrome Finish, 6 Point 18
mm
JHW32718**



**1/2 Drive Deep Socket, High
Polished Chrome Finish, 6 Point 19
mm
JHW32719**



**1/2 Drive Deep Socket, High
Polished Chrome Finish, 6 Point 20
mm**
JHW32720



**1/2 Drive Deep Socket, High
Polished Chrome Finish, 6 Point 21
mm
JHW32721**



**1/2 Drive Deep Socket, High
Polished Chrome Finish, 6 Point 22
mm**
JHW32722



**1/2 Drive Deep Socket, High
Polished Chrome Finish, 6 Point 23
mm**
JHW32723



**1/2 Drive Deep Socket, High
Polished Chrome Finish, 6 Point 24
mm**
JHW32724