








WSSD-11HRC
1/2" Drive Deep Socket Set, 6
Point, SAE, 11 Pieces



PRODUCT DETAILS

- Includes 1/2 Drive Deep 6 Point Sockets
 - Sizes: 1/2 to 1-1/8"
- SUPERTORQUE® lobular openings for greater turning power without deforming the fastener
 - Designed for maximum engagement on 6 point fasteners

PRODUCT ATTRIBUTES

Product					
JHWWSSD11HRC	11	16-1/2 in	5-1/2 in	3 in	6.16 lb

SET CONTENT



**1/2 Drive Deep Socket, High
Polished Chrome Finish, 6 Point,
1/2**
JHWSD-616



**1/2 Drive Deep Socket, High
Polished Chrome Finish, 6 Point,
9/16**
JHWSD-618



**1/2 Drive Deep Socket, High
Polished Chrome Finish, 6 Point,
5/8**
JHWSD-620



**1/2 Drive Deep Socket, High
Polished Chrome Finish, 6 Point,
11/16**
JHWSD-622



**1/2 Drive Deep Socket, High
Polished Chrome Finish, 6 Point,
3/4**
JHWSD-624



**1/2 Drive Deep Socket, High
Polished Chrome Finish, 6 Point,
13/16**
JHWSD-626



**1/2 Drive Deep Socket, High
Polished Chrome Finish, 6 Point,
7/8**
JHWSD-628



**1/2 Drive Deep Socket, High
Polished Chrome Finish, 6 Point,
15/16**
JHWSD-630



**1/2 Drive Deep Socket, High
Polished Chrome Finish, 6 Point, 1**
JHWSD-632



**1/2 Drive Deep Socket, High
Polished Chrome Finish, 6 Point,
1-1/16**
JHWSD-634



**1/2 Drive Deep Socket, High
Polished Chrome Finish, 6 Point,
1-1/8**
JHWSD-636