







BS-B - SH-13 1/2" Drive Adaptors and Extension Adapters



PRODUCT DETAILS

- Ball and spring socket retention
- Extension adapters offer convenience of extension and adapter in one tool
- Dial positions activate the meter along with two OFF positions for easy ON/OFF control
- Sleep mode allows the meter to turn off automatically to conserve battery life
- Analog bar graph helps visualize rapidly changing signals
- CULus 3111 agency approval insures the meter conforms to materials, components and testing set forth by the agency for safety
- CATII 1,V and CAT III 6V rating positions it at the higher side of this safety rating for user selection criteria
- Built in tilt stand allows the meter to stand upright for easier visibility

PRODUCT ATTRIBUTES

Product				A	
JHWBS-05B	1/2 in	3/8 in	5 in	1 in	0.34 lb
JHWBS-12B	1/2 in	3/8 in	12 in	1 in	0.72 lb
JHWSH-130	1/2 in	3/4 in	1-15/16 in	1-1/8 in	0.36 lb
JHWSH-130B	1/2 in	3/4 in	1-15/16 in	1-1/8 in	0.34 lb
JHWSH-131BF	3/4 in	1/2 in	2-5/16 in	1-1/3 in	0.59 lb