







**MD-1213 - MD-1230**  
**1/2" Drive Deep Sockets, for 6 & 12**  
**Point Fasteners, Metric,**



**PRODUCT DETAILS**

- SUPERTORQUE® lobular openings for greater turning power without deforming the fastener
- Designed for quick engagement on both 6 and 12 point fasteners

**PRODUCT ATTRIBUTES**

Product			<b>A</b>	<b>B</b>	<b>C</b>	<b>D</b>	<b>E</b>		<b>F</b>	
<b>JHWSMD-1213</b>	1/2 in	13-mm	3-1/4 in	29/32 in	25/32 in	13/32 in	2-15/32 in	15/32 in	2-19/32 in	0.28 lb
<b>JHWSMD-1214</b>	1/2 in	14-mm	3-1/4 in	29/32 in	27/32 in	13/32 in	2-15/32 in	15/32 in	2-19/32 in	0.3 lb
<b>JHWSMD-1215</b>	1/2 in	15-mm	3-1/4 in	29/32 in	7/8 in	13/32 in	2-15/32 in	15/32 in		0.34 lb
<b>JHWSMD-1216</b>	1/2 in	16-mm	3-1/4 in	29/32 in	29/32 in	15/32 in	2-7/16 in	17/32 in		0.35 lb
<b>JHWSMD-1217</b>	1/2 in	17-mm	3-1/4 in	31/32 in	31/32 in	1/2 in	2-11/32 in	5/8 in		0.37 lb
<b>JHWSMD-1218</b>	1/2 in	18-mm	3-1/4 in	1 in	1 in	17/32 in	2-11/32 in	21/32 in		0.38 lb
<b>JHWSMD-1219</b>	1/2 in	19-mm	3-1/4 in	1-1/32 in	1-1/32 in	9/16 in	2-5/16 in	11/16 in		0.41 lb
<b>JHWSMD-1221</b>	1/2 in	21-mm	3-1/4 in	1-1/8 in	1-1/8 in	21/32 in	2-5/16 in	3/4 in		0.48 lb
<b>JHWSMD-1222</b>	1/2 in	22-mm	3-1/4 in	1-3/16 in	1-3/16 in	23/32 in	2-9/32 in	13/16 in		0.53 lb
<b>JHWSMD-1224</b>	1/2 in	24-mm	3-1/4 in	1-9/32 in	1-9/32 in	3/4 in	2-9/32 in	7/8 in		0.61 lb
<b>JHWSMD-1227</b>	1/2 in	27-mm	3-1/4 in	1-7/16 in	1-7/16 in	3/4 in	2-1/4 in	1 in		0.79 lb
<b>JHWSMD-1230</b>	1/2 in	30-mm	3-1/4 in	1-5/8 in	1-5/8 in	13/16 in	2-1/4 in	1-3/32 in		1.06 lb