







**SD-1216 - SD-1236**  
**1/2" Drive Deep Sockets, for 6 and 12 Point Fastners, SAE**



**PRODUCT DETAILS**

- SUPERTORQUE® lobular openings for greater turning power without deforming the fastener
- Designed for quick engagement on both 6 and 12 point fasteners

**PRODUCT ATTRIBUTES**

Product			<b>A</b>	<b>B</b>	<b>C</b>	<b>D</b>	<b>E</b>		<b>F</b>	
<b>JHWS-1216</b>	1/2 in	1/2 in	3-1/4 in	29/32 in	3/4 in	13/32 in	2-19/32 in	15/32 in	2-15/32 in	0.26 lb
<b>JHWS-1218</b>	1/2 in	9/16 in	3-1/4 in	29/32 in	13/16 in	7/16 in	2-19/32 in	15/32 in	2-15/32 in	0.29 lb
<b>JHWS-1220</b>	1/2 in	5/8 in	3-1/4 in	29/32 in	29/32 in	15/32 in	2-7/16 in	19/32 in		0.35 lb
<b>JHWS-1222</b>	1/2 in	11/16 in	3-1/4 in	31/32 in	31/32 in	17/32 in	2-11/32 in	21/32 in		0.34 lb
<b>JHWS-1224</b>	1/2 in	3/4 in	3-1/4 in	1-1/16 in	1-1/16 in	19/32 in	2-5/16 in	23/32 in		0.42 lb
<b>JHWS-1225</b>	1/2 in	25/32 in	3-1/4 in	1-1/16 in	1-1/16 in	21/32 in	2-9/32 in	25/32 in		0.4 lb
<b>JHWS-1226</b>	1/2 in	13/16 in	3-1/4 in	1-1/8 in	1-1/8 in	21/32 in	2-9/32 in	25/32 in		0.49 lb
<b>JHWS-1228</b>	1/2 in	7/8 in	3-1/4 in	1-3/16 in	1-3/16 in	23/32 in	2-9/32 in	27/32 in		0.53 lb
<b>JHWS-1230</b>	1/2 in	15/16 in	3-1/4 in	1-9/32 in	1-9/32 in	3/4 in	2-9/32 in	29/32 in		0.62 lb
<b>JHWS-1232</b>	1/2 in	1 in	3-1/4 in	1-11/32 in	1-11/32 in	3/4 in	2-1/4 in	1 in		0.68 lb
<b>JHWS-1234</b>	1/2 in	1-1/16 in	3-1/4 in	1-7/16 in	1-7/16 in	3/4 in	2-1/4 in	1-1/16 in		0.79 lb
<b>JHWS-1236</b>	1/2 in	1-1/8 in	3-1/4 in	1-1/2 in	1-1/2 in	25/32 in	2-1/4 in	1-3/32 in		0.86 lb