






ST-612 - ST-640
1/2" Drive Shallow Sockets, 6
Point, SAE



PRODUCT DETAILS

- SUPERTORQUE® lobular openings for greater turning power without deforming the fastener
- Designed for maximum engagement on 6 point fasteners

PRODUCT ATTRIBUTES

Product			A	B	C	D	E		F	
JHWST-612	1/2 in	3/8 in	1-1/2 in	29/32 in	19/32 in	5/16 in	7/8 in	11/32 in	23/32 in	0.13 lb
JHWST-614	1/2 in	7/16 in	1-1/2 in	29/32 in	21/32 in	3/8 in	7/8 in	13/32 in	23/32 in	0.13 lb
JHWST-616	1/2 in	1/2 in	1-1/2 in	29/32 in	3/4 in	3/8 in	7/8 in	15/32 in	23/32 in	0.13 lb
JHWST-618	1/2 in	9/16 in	1-1/2 in	29/32 in	13/16 in	3/8 in	7/8 in	15/32 in	23/32 in	0.14 lb
JHWST-619	1/2 in	19/32 in	1-1/2 in	29/32 in	7/8 in	3/8 in	7/8 in	15/32 in	23/32 in	0.13 lb
JHWST-620	1/2 in	5/8 in	1-1/2 in	29/32 in	29/32 in	9/16 in	7/8 in	15/32 in		0.16 lb
JHWST-622	1/2 in	11/16 in	1-1/2 in	31/32 in	31/32 in	13/16 in	27/32 in	5/8 in		0.15 lb
JHWST-624	1/2 in	3/4 in	1-1/2 in	1-1/32 in	1-1/32 in	13/16 in	27/32 in	23/32 in		0.19 lb
JHWST-625	1/2 in	25/32 in	1-1/2 in	1-1/16 in	1-1/16 in	13/16 in	27/32 in	3/4 in		0.21 lb
JHWST-626	1/2 in	13/16 in	1-1/2 in	1-1/8 in	1-1/8 in	13/16 in	27/32 in	25/32 in		0.22 lb
JHWST-628	1/2 in	7/8 in	1-1/2 in	1-3/16 in	1-3/16 in	13/16 in	13/16 in	7/8 in		0.26 lb
JHWST-630	1/2 in	15/16 in	1-17/32 in	1-9/32 in	1-9/32 in	13/16 in	27/32 in	29/32 in		0.3 lb
JHWST-632	1/2 in	1 in	1-9/16 in	1-11/32 in	1-11/32 in	27/32 in	7/8 in	31/32 in		0.34 lb
JHWST-634	1/2 in	1-1/16 in	1-11/16 in	1-7/16 in	1-7/16 in	31/32 in	1 in	1-1/16 in		0.42 lb
JHWST636	1/2 in	1-1/8 in	1-3/4 in	1-1/2 in	1-1/2 in	1-1/32 in	1-1/16 in	1-1/8 in		0.46 lb
JHWST-640	1/2 in	1-1/4 in	1-7/8 in	1-11/16 in	1-11/16 in	1-1/8 in	1-5/32 in	1-1/4 in		0.64 lb