








**MS-14-10HRC**  
**1/2" Drive Deep Impact Socket**  
**Set, 6-Point, Metric, 10 Pieces**



**PRODUCT DETAILS**

- Includes 1/2 Drive 6 Point Deep Impact Sockets
- Sizes: 10 to 19 mm
- SUPERTORQUE® lobular openings for greater turning power without deforming the fastener
- Designed for maximum engagement on 6 point fasteners
- Suitable for use with pneumatic and electric impact wrenches
- Specially heat treated for impact use to provide long life, safety, and durability

**PRODUCT ATTRIBUTES**

Product					
<b>JHWMS1410HRC</b>	10	12-1/2 in	3-1/2 in	3 in	4.11 lb

## SET CONTENT



**1/2" Drive Deep Impact Socket 6-Point 10 mm, Black Industrial Finish**  
JHW14M-610



**1/2" Drive Deep Impact Socket 6-Point 11 mm, Black Industrial Finish**  
JHW14M-611



**1/2" Drive Deep Impact Socket 6-Point 12 mm, Black Industrial Finish**  
JHW14M-612



**1/2" Drive Deep Impact Socket 6-Point 13 mm, Black Industrial Finish**  
JHW14M-613



**1/2" Drive Deep Impact Socket 6-Point 14 mm, Black Industrial Finish**  
JHW14M-614



**1/2" Drive Deep Impact Socket 6-Point 15 mm, Black Industrial Finish**  
JHW14M-615



**1/2" Drive Deep Impact Socket 6-Point 16 mm, Black Industrial Finish**  
JHW14M-616



**1/2" Drive Deep Impact Socket 6-Point 17 mm, Black Industrial Finish**  
JHW14M-617



**1/2" Drive Deep Impact Socket 6-Point 18 mm, Black Industrial Finish**  
JHW14M-618



**1/2" Drive Deep Impact Socket 6-Point 19 mm, Black Industrial Finish**  
JHW14M-619