








MS-4-10HRC
1/2 Drive Impact Socket Set, 6
Point, Metric, 10 Piece



PRODUCT DETAILS

- Includes 1/2 Drive 6 Point Shallow Impact Sockets
- Sizes: 10 to 19 mm
- SUPERTORQUE® lobular openings for greater turning power without deforming the fastener
- Designed for maximum engagement on 6 point fasteners
- Suitable for use with pneumatic and electric impact wrenches
- Specially heat treated for impact use to provide long life, safety, and durability

PRODUCT ATTRIBUTES

| Product |  |  |  |  |  |
|--------------------|---|---|---|---|---|
| JHWMS410HRC | 10 | 12-1/2 in | 3-1/2 in | | 2.13 lb |

SET CONTENT



**1/2 Drive Impact Socket, 6 Point,
10M, Black Industrial Finish**
JHW4M-610



**1/2 Drive Impact Socket, 6 Point,
11M, Black Industrial Finish**
JHW4M-611



**1/2 Drive Impact Socket, 6 Point,
12M, Black Industrial Finish**
JHW4M-612



**1/2 Drive Impact Socket, 6 Point,
13M, Black Industrial Finish**
JHW4M-613



**1/2 Drive Impact Socket, 6 Point,
14M, Black Industrial Finish**
JHW4M-614



**1/2 Drive Impact Socket, 6 Point,
15M, Black Industrial Finish**
JHW4M-615



**1/2 Drive Impact Socket, 6 Point,
16M, Black Industrial Finish**
JHW4M-616



**1/2 Drive Impact Socket, 6 Point,
17M, Black Industrial Finish**
JHW4M-617



**1/2 Drive Impact Socket, 6 Point,
18M, Black Industrial Finish**
JHW4M-618



**1/2 Drive Impact Socket, 6 Point,
19M, Black Industrial Finish**
JHW4M-619