








MS-4-16RC
1/2 Drive Impact Socket Set, 6
Point, Metric, 16 Piece

PRODUCT DETAILS

- Includes 1/2 Drive 6 Point Shallow Impact Sockets
- Sizes: 10 to 27 mm
- SUPERTORQUE® lobular openings for greater turning power without deforming the fastener
- Designed for maximum engagement on 6 point fasteners
- Suitable for use with pneumatic and electric impact wrenches
- Specially heat treated for impact use to provide long life, safety, and durability

PRODUCT ATTRIBUTES

Product					
JHWMS-4-16RC	16	12-1/2 in	3 in	3 in	4.75 lb

SET CONTENT



**1/2 Drive Impact Socket, 6 Point,
10M, Black Industrial Finish
JHW4M-610**



**1/2 Drive Impact Socket, 6 Point,
11M, Black Industrial Finish
JHW4M-611**



**1/2 Drive Impact Socket, 6 Point,
12M, Black Industrial Finish
JHW4M-612**



**1/2 Drive Impact Socket, 6 Point,
13M, Black Industrial Finish
JHW4M-613**



**1/2 Drive Impact Socket, 6 Point,
14M, Black Industrial Finish
JHW4M-614**



**1/2 Drive Impact Socket, 6 Point,
15M, Black Industrial Finish
JHW4M-615**



**1/2 Drive Impact Socket, 6 Point,
16M, Black Industrial Finish
JHW4M-616**



**1/2 Drive Impact Socket, 6 Point,
17M, Black Industrial Finish
JHW4M-617**



**1/2 Drive Impact Socket, 6 Point,
18M, Black Industrial Finish
JHW4M-618**



**1/2 Drive Impact Socket, 6 Point,
19M, Black Industrial Finish
JHW4M-619**



**1/2 Drive Impact Socket, 6 Point,
20M, Black Industrial Finish
JHW4M-620**



**1/2 Drive Impact Socket, 6 Point,
21M, Black Industrial Finish
JHW4M-621**



**1/2 Drive Impact Socket, 6 Point,
22M, Black Industrial Finish
JHW4M-622**



**1/2 Drive Impact Socket, 6 Point,
23M, Black Industrial Finish
JHW4M-623**



**1/2 Drive Impact Socket, 6 Point,
24M, Black Industrial Finish**
JHW4M-624



**1/2 Drive Impact Socket, 6 Point,
27M, Black Industrial Finish**
JHW4M-627