








**WS-14-11**  
**1/2" Drive Deep Impact Socket**  
**Set, 6-Point 11 Pieces**



**PRODUCT DETAILS**

- Includes 1/2 Drive 6 Point Deep Impact Sockets
- Sizes: 3/8 to 1"
- SUPERTORQUE® lobular openings for greater turning power without deforming the fastener
- Designed for maximum engagement on 6 point fasteners
- Suitable for use with pneumatic and electric impact wrenches
- Specially heat treated for impact use to provide long life, safety, and durability

**PRODUCT ATTRIBUTES**

Product					
<b>JHWWS-14-11</b>	11	17-1/2 in	4 in	4 in	6.5 lb

## SET CONTENT



**1/2 Drive Deep Impact Socket 6-Point 3/8", Black Industrial Finish**  
JHW14-612



**1/2 Drive Deep Impact Socket 6-Point 7/16", Black Industrial Finish**  
JHW14-614



**1/2 Drive Deep Impact Socket 6-Point 1/2", Black Industrial Finish**  
JHW14-616



**1/2 Drive Deep Impact Socket 6-Point 9/16", Black Industrial Finish**  
JHW14-618



**1/2 Drive Deep Impact Socket 6-Point 5/8", Black Industrial Finish**  
JHW14-620



**1/2 Drive Deep Impact Socket 6-Point 11/16", Black Industrial Finish**  
JHW14-622



**1/2 Drive Deep Impact Socket 6-Point 3/4", Black Industrial Finish**  
JHW14-624



**1/2 Drive Deep Impact Socket 6-Point 13/16", Black Industrial Finish**  
JHW14-626



**1/2 Drive Deep Impact Socket 6-Point 7/8", Black Industrial Finish**  
JHW14-628



**1/2 Drive Deep Impact Socket 6-Point 15/16", Black Industrial Finish**  
JHW14-630



**1/2 Drive Deep Impact Socket 6-Point 1", Black Industrial Finish**  
JHW14-632