



14M-1210 - 14M-1233





**1/2" Deep Impact Socket, 12 Point,
Metric**



PRODUCT DETAILS

- SUPERTORQUE® lobular openings for greater turning power without deforming the fastener
- Designed for maximum engagement on 12 point fasteners
- Suitable for use with pneumatic and electric impact wrenches
- Specially heat treated for impact use to provide long life, safety, and durability

PRODUCT ATTRIBUTES

Product			A	B	C	D	E		F	
JHW14M-1210	1/2 in	10 mm	3-1/4 in	29/32 in	19/32 in	9/32 in	2-9/16 in	11/32 in	9/32 in	0.25 lb
JHW14M-1211	1/2 in	11 mm	3-1/4 in	29/32 in	23/32 in	21/64 in	2-9/16 in	13/32 in	21/64 in	0.26 lb
JHW14M-1212	1/2 in	12 mm	3-1/4 in	29/32 in	49/64 in	23/64 in	2-9/16 in	7/16 in	23/64 in	0.27 lb
JHW14M-1213	1/2 in	13 mm	3-1/4 in	29/32 in	53/64 in	25/64 in	2-9/16 in	15/32 in	25/64 in	0.32 lb
JHW14M-1214	1/2 in	14 mm	3-1/4 in	29/32 in	7/8 in	13/32 in	2-9/16 in	15/32 in	13/32 in	0.35 lb
JHW14M-1215	1/2 in	15 mm	3-1/4 in	15/16 in	15/16 in	13/32 in	2-7/64 in	33/64 in	13/32 in	0.14 lb
JHW14M-1216	1/2 in	16 mm	3-1/4 in	31/32 in	31/32 in	29/64 in	1-31/32 in	17/32 in	29/64 in	0.4 lb
JHW14M-1217	1/2 in	17 mm	3-1/4 in	1 in	1 in	27/64 in	1-31/32 in	39/64 in	27/64 in	0.41 lb
JHW14M-1218	1/2 in	18 mm	3-1/4 in	1-1/16 in	1-1/16 in	1/2 in	1-31/32 in	21/32 in	1/2 in	0.47 lb
JHW14M-1219	1/2 in	19 mm	3-1/4 in	1-1/4 in	1-1/4 in	35/64 in	1-61/64 in	11/16 in	35/64 in	0.54 lb
JHW14M-1220	1/2 in	20 mm	3-1/4 in	1-3/16 in	1-3/16 in	35/64 in	1-61/64 in	23/32 in	35/64 in	0.61 lb
JHW14M-1221	1/2 in	21 mm	3-1/4 in	1-1/4 in	1-1/4 in	35/64 in	1-61/64 in	3/4 in	35/64 in	0.7 lb
JHW14M-1222	1/2 in	22 mm	3-1/2 in	1-5/16 in	1-5/16 in	35/64 in	2-7/64 in	51/64 in	35/64 in	0.8 lb
JHW14M-1223	1/2 in	23 mm	3-1/2 in	1-11/32 in	1-11/32 in	5/8 in	2-7/64 in	53/64 in	5/8 in	0.83 lb
JHW14M-1224	1/2 in	24 mm	3-1/2 in	1-3/8 in	1-3/8 in	5/8 in	2-7/64 in	7/8 in	5/8 in	0.87 lb
JHW14M-1225	1/2 in	25 mm	3-1/2 in	1-7/16 in	1-7/16 in	5/8 in	2-7/64 in	29/32 in	5/8 in	0.92 lb
JHW14M-1227	1/2 in	27 mm	3-1/2 in	1-9/16 in	1-9/16 in	25/32 in	2-7/64 in	31/32 in	25/32 in	1.15 lb
JHW14M-1229	1/2 in	29 mm	3-1/2 in	1-5/8 in	1-5/8 in	13/16 in	2-7/64 in	1-1/16 in	13/16 in	1.21 lb
JHW14M-1230	1/2 in	30 mm	3-1/2 in	1-11/16 in	1-11/16 in	53/64 in	2-21/32 in	1-3/32 in	53/64 in	1.26 lb
JHW14M-1232	1/2 in	32 mm	3-1/2 in	1-13/16 in	1-13/16 in	7/8 in	2-21/32 in	1-1/4 in	7/8 in	1.48 lb
JHW14M-1233	1/2 in	33 mm	3-1/2 in	1-3/4 in	1-15/16 in	57/64 in	2-55/64 in	1-21/64 in	57/64 in	1.47 lb