



14M-610 - 14M-636
1/2" Drive Deep Impact Sockets, 6
Point, Metric, Black Industrial
Finish







PRODUCT DETAILS

- SUPERTORQUE™ lobular openings for greater turning power without deforming the fastener
- Designed for maximum engagement on 6 point fasteners
- Suitable for use with pneumatic and electric impact wrenches
- Specially heat treated for impact use to provide long life, safety, and durability



PRODUCT ATTRIBUTES

Product			A	B	C	D	E		F	
JHW14M-610	1/2 in	10 mm	3-1/4 in	29/32 in	19/32 in	9/32 in	2-9/16 in	11/32 in	9/32 in	0.21 lb
JHW14M-611	1/2 in	11 mm	3-1/4 in	29/32 in	23/32 in	21/64 in	2-9/16 in	13/32 in	21/64 in	0.27 lb
JHW14M-612	1/2 in	12 mm	3-1/4 in	29/32 in	49/64 in	23/64 in	2-9/16 in	7/16 in	23/64 in	0.27 lb
JHW14M-613	1/2 in	13 mm	3-1/4 in	29/32 in	53/64 in	25/64 in	2-9/16 in	15/32 in	25/64 in	0.32 lb
JHW14M-614	1/2 in	14 mm	3-1/4 in	29/32 in	7/8 in	13/32 in	2-9/16 in	15/32 in	13/32 in	0.36 lb
JHW14M-615	1/2 in	15 mm	3-1/4 in	15/16 in	15/16 in	13/32 in	2-7/64 in	33/64 in	13/32 in	0.38 lb
JHW14M-616	1/2 in	16 mm	3-1/4 in	31/32 in	31/32 in	29/64 in	1-31/32 in	17/32 in	29/64 in	0.25 lb
JHW14M-617	1/2 in	17 mm	3-1/4 in	1 in	1 in	27/64 in	1-31/32 in	39/64 in	27/64 in	0.41 lb
JHW14M-618	1/2 in	18 mm	3-1/4 in	1-1/16 in	1-1/16 in	1/2 in	1-31/32 in	21/32 in	1/2 in	0.49 lb
JHW14M-619	1/2 in	19 mm	3-1/4 in	1-1/4 in	1-1/4 in	35/64 in	1-61/64 in	11/16 in	35/64 in	0.55 lb
JHW14M-620	1/2 in	20 mm	3-1/4 in	1-3/16 in	1-3/16 in	35/64 in	1-61/64 in	23/32 in	35/64 in	0.62 lb
JHW14M-621	1/2 in	21 mm	3-1/4 in	1-1/4 in	1-1/4 in	35/64 in	1-61/64 in	3/4 in	35/64 in	0.72 lb
JHW14M-622	1/2 in	22 mm	3-1/2 in	1-5/16 in	1-5/16 in	35/64 in	2-7/64 in	51/64 in	35/64 in	0.83 lb
JHW14M-623	1/2 in	23 mm	3-1/2 in	1-11/32 in	1-11/32 in	5/8 in	2-7/64 in	53/64 in	5/8 in	0.83 lb
JHW14M-624	1/2 in	24 mm	3-1/2 in	1-3/8 in	1-3/8 in	5/8 in	2-7/64 in	7/8 in	5/8 in	0.89 lb
JHW14M-625	1/2 in	25 mm	3-1/2 in	1-7/16 in	1-7/16 in	5/8 in	2-7/64 in	29/32 in	5/8 in	0.97 lb
JHW14M-626	1/2 in	26 mm	3-1/2 in	1-31/64 in	1-31/64 in	5/8 in	2-7/64 in	15/16 in	5/8 in	1.05 lb
JHW14M-627	1/2 in	27 mm	3-1/2 in	1-9/16 in	1-9/16 in	25/32 in	2-7/64 in	31/32 in	25/32 in	1.14 lb
JHW14M-629	1/2 in	29 mm	3-1/2 in	1-5/8 in	1-5/8 in	13/16 in	2-7/64 in	1-1/16 in	13/16 in	1.25 lb
JHW14M-630	1/2 in	30 mm	3-1/2 in	1-11/16 in	1-11/16 in	53/64 in	2-21/32 in	1-3/32 in	53/64 in	1.3 lb
JHW14M-632	1/2 in	32 mm	3-1/2 in	1-13/16 in	1-13/16 in	7/8 in	2-21/32 in	1-1/4 in	7/8 in	1.47 lb
JHW14M-634	1/2 in	34 mm	3-1/2 in	1-3/4 in	1-15/16 in	57/64 in	2-55/64 in	1-21/64 in	57/64 in	1.37 lb
JHW14M-635	1/2 in	35 mm	3-1/2 in	1-3/4 in	2 in	57/64 in	2-5/64 in	1-23/64 in	57/64 in	0.79 lb
JHW14M-636	1/2 in	36 mm	3-1/2 in	1-3/4 in	2 in	57/64 in	2-13/16 in	1-1/8 in	57/64 in	1.6 lb