



11950 - 11970

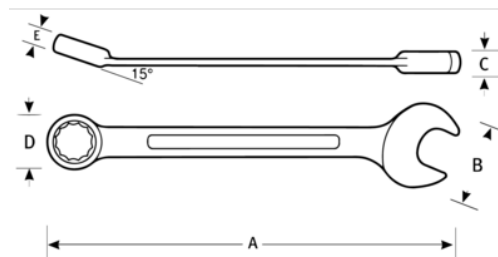
High Polish Chrome Finish Combination Wrench Offset





PRODUCT DETAILS

- Unique 15° offset box end provides extra knuckle clearance
- High-polished chrome finish cleans easily
- 12 point box end provides maximum versatility

- Recessed corners in box end provide extra turning power
- Includes pouch



PRODUCT ATTRIBUTES

Product		A	B	C	D	E	
JHW11950	1/4 in	3-3/4 in	9/16 in	5/32 in	13/32 in	5/32 in	1.24 lb
JHW11952	3/8 in	5 in	25/32 in	3/16 in	9/16 in	1/4 in	0.05 lb
JHW11953	7/16 in	5-3/4 in	15/16 in	3/16 in	5/8 in	1/4 in	0.08 lb
JHW11954	1/2 in	6-3/4 in	1-1/8 in	7/32 in	23/32 in	5/16 in	0.09 lb
JHW11956	5/8 in	8-1/8 in	1-3/8 in	1/4 in	29/32 in	3/8 in	0.15 lb
JHW11957	11/16 in	8-3/4 in	1-7/16 in	9/32 in	31/32 in	13/32 in	0.2 lb
JHW11959	13/16 in	10-1/2 in	1-21/32 in	5/16 in	1-5/32 in	15/32 in	0.28 lb
JHW11960	7/8 in	10-1/2 in	1-7/8 in	11/32 in	1-9/32 in	1/2 in	0.05 lb
JHW11961	15/16 in	11-3/4 in	2-1/32 in	11/32 in	1-11/32 in	9/16 in	0.08 lb
JHW11962	1 in	13 in	2-5/32 in	11/32 in	1-7/16 in	19/32 in	0.09 lb
JHW11964	1-1/8 in	14-1/2 in	2-13/32 in	3/8 in	1-19/32 in	11/16 in	0.12 lb
JHW11965	1-1/4 in	15-1/4 in	2-21/32 in	7/16 in	1-25/32 in	23/32 in	0.15 lb
JHW11966	1-5/16 in	16-1/4 in	2-13/16 in	15/32 in	1-7/8 in	25/32 in	0.17 lb
JHW11967	1-3/8 in	16-3/8 in	2-13/16 in	15/32 in	1-7/8 in	25/32 in	0.19 lb