

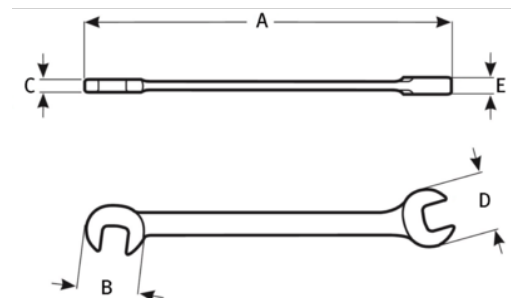


EWM-0607 - EWM-3032
Double Head Open End Wrenches,
Metric





PRODUCT DETAILS

- Two openings in each wrench with 45° chamfer on wrench ends allow easy placement of wrench on the fastener
- Continuous arc design minimizes spreading and is stronger than “V” design
- Satin chrome finish provides good grip and cleans easily



PRODUCT ATTRIBUTES

Product		A	C	E	
JHWEWM-0607	6x7 mm	3-13/16 in	5/32 in	5/32 in	0.04 lb
JHWEWM-0708	7x8 mm	43/16 in	5/32 in	3/16 in	0.06 lb
JHWEWM-0910	9x10 mm	5 in	3/16 in	7/32 in	0.08 lb
JHWEWM-1011	10x11 mm	5-3/8 in	7/32 in	7/32 in	0.1 lb
JHWEWM-1213	12x13 mm	6-3/16 in	1/4 in	1/4 in	0.14 lb
JHWEWM-1415	14x15 mm	7-1/32 in	9/32 in	9/32 in	0.22 lb
JHWEWM-1618	16x18 mm	8-3/32 in	5/16 in	11/32 in	0.33 lb
JHWEWM-1719	17x19 mm	8-17/32 in	5/16 in	11/32 in	0.38 lb
JHWEWM-2124	21x24 mm	10-17/32 in	3/8 in	13/32 in	0.63 lb
JHWEWM-2224	22x24 mm	10-3/4 in	3/8 in	13/32 in	0.74 lb
JHWEWM-2427	24x27 mm	11-29/32 in	13/32 in	7/16 in	0.89 lb
JHWEWM-2730	27x30 mm	13-5/16 in	7/16 in	15/32 in	1.22 lb
JHWEWM3032	30x32 mm	14-1/2 in	15/32 in	1/2 in	1.68 lb