



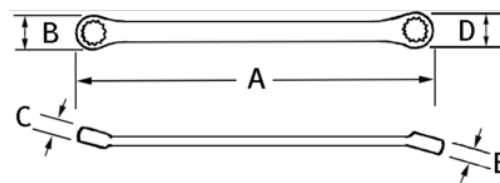
BWM-0810 - BWM-3032
Double Head 10° Offset Box End
Wrenches, Metric





PRODUCT DETAILS

- SUPERTORQUE® box opening design allows application of higher torque without rounding or deforming hex fastener points. No contact is made at the corners. Instead, wrenching forces are placed on the flat surfaces behind the points
- 10° offset box end allows clearance in tight areas

- Sizes are clearly marked on handle ends



PRODUCT ATTRIBUTES

Product		A	B	C	D	E	
JHQBWM-0810	8X10 mm	7-5/16 in	1/2 in	9/32 in	19/32 in	5/16 in	0.15 lb
JHQBWM-1011	10x11 mm	7-31/32 in	19/32 in	5/16 in	21/32 in	11/32 in	0.19 lb
JHQBWM-1012	10x12 mm	8-3/16 in	19/32 in	5/16 in	23/32 in	11/32 in	0.19 lb
JHQBWM-1113	11x13 mm	8-5/8 in	21/32 in	11/32 in	25/32 in	3/8 in	0.22 lb
JHQBWM-1213	12x13 mm	8-27/32 in	25/32 in	11/32 in	3/8 in	3/8 in	0.25 lb
JHQBWM-1214	12x14 mm	9-1/16 in	23/32 in	11/32 in	13/16 in	13/32 in	0.27 lb
JHQBWM-1315	13x15 mm	9-1/2 in	25/32 in	3/8 in	7/8 in	13/32 in	0.32 lb
JHQBWM-1415	14x15 mm	9-3/4 in	13/16 in	13/32 in	7/8 in	13/32 in	0.32 lb
JHQBWM-1417	14x17 mm	9-25/32 in	13/16 in	13/32 in	31/32 in	15/32 in	0.35 lb
JHQBWM-1618	16x18 mm	10-27/32 in	15/16 in	7/16 in	1-1/32 in	15/32 in	0.53 lb
JHQBWM-1719	17x19 mm	11-9/32 in	31/32 in	15/32 in	1-3/32 in	1/2 in	0.53 lb
JHQBWM-1821	18x21 mm	11-15/16 in	1-3/32 in	15/32 in	1-3/16 in	17/32 in	0.63 lb
JHQBWM-1922	19x22 mm	12-3/8 in	1-3/32 in	1/2 in	1-1/4 in	9/16 in	0.73 lb
JHQBWM-2124	21x24 mm	13-1/4 in	1-3/16 in	17/32 in	1-11/32 in	19/32 in	0.91 lb
JHQBWM-2224	22x24 mm	13-15/32 in	1-1/4 in	9/16 in	1-11/32 in	19/32 in	0.9 lb
JHQBWM-2427	24x27 mm	14-19/32 in	1-11/32 in	19/32 in	1-17/32 in	21/32 in	1.15 lb
JHQBWM-2730	27x30 mm	15-29/32 in	1-17/32 in	21/32 in	1-11/16 in	11/16 in	0.25 lb
JHQBWM-3032	30x32 mm	17-1/32 in	1-11/16 in	11/16 in	1-25/32 in	23/32 in	1.93 lb