

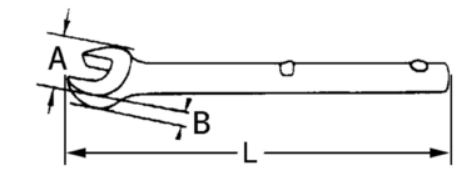


1228TOE - 1248TOE  
**Open End Tubular Handle  
Wrenches**





PRODUCT DETAILS

- Unique, versatile design allows wrench to be used with or without optional handles
- Tubular wrenches may be used without the handle to quickly run down nuts
- The handle can then be attached to provide maximum turning power for final tightening or to reach otherwise inaccessible fasteners
- A detent on the wrench shaft helps to align locking button with handle hole
- Open end wrench head provides access in tight areas
- Sizes of both SAE and corresponding metric fasteners are shown



PRODUCT ATTRIBUTES

Product		<b>B</b>	<b>A</b>	<sup>L</sup> L13TH	<sup>L</sup> 24TH/36TH	Fits Handle No	
<b>JHW1228TOE</b>	7/8 in	1/2 in	1-15/16 in	19-3/8 in	29-7/8 in	13TH-24TH	1.53 lb
<b>JHW1230TOE</b>	15/16 in	1/2 in	1-15/16 in	19-3/8 in	29-7/8 in	13TH-24TH	1.52 lb
<b>JHW1232TOE</b>	1 in	9/16 in	2-5/16 in	20-5/32 in	30-21/32 in	13TH-24TH	1.82 lb
<b>JHW1234TOE</b>	1-1/16 in	9/16 in	2-5/16 in	20-5/32 in	30-21/32 in	13TH-24TH	1.8 lb
<b>JHW1236TOE</b>	1-1/8 in	9/16 in	2-5/16 in	20-5/32 in	30-21/32 in	13TH-24TH	1.7 lb
<b>JHW1240TOE</b>	1-1/4 in	5/8 in	2-11/16 in	21-5/32 in	31-21/32 in	13TH-24TH	2.13 lb
<b>JHW1242TOE</b>	1-5/16 in	5/8 in	2-11/16 in	21-5/32 in	31-21/32 in	13TH-24TH	2.06 lb
<b>JHW1244TOE</b>	1-3/8 in	5/8 in	2-11/16 in	22 in	32-1/2 in	13TH-24TH	2.1 lb
<b>JHW1246TOE</b>	1-7/16 in	11/16 in	3-1/8 in	22-1/16 in	32-9/16 in	13TH-24TH	2.54 lb
<b>JHW1248TOE</b>	1-1/2 in	11/16 in	3-1/8 in	22-1/16 in	33-9/16 in	13TH-24TH	2.48 lb