

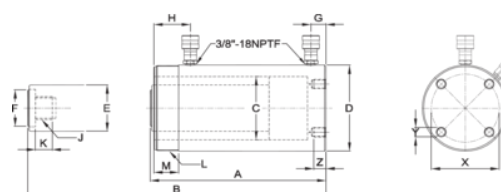


6CD Double Acting Cylinders



















PRODUCT DETAILS

- Rod wiper seals out dirt and contamination
- High strength steel construction from gun drilled solid bar
- High flow 3/8" NPTF couplers
- One piece high grade alloy bearing for side load protection and long life
- Ideal for pushing and pulling
- Maximum working pressure: 1, psi / 7 bar











PRODUCT ATTRIBUTES









Product: JHW6CD10T10									
	10 t		10.04 in	A	16.14 in				
B	26.18 in	C	1.69 in	D	2.87 in				
E	1.37 in	F	1.38 in	G	1.42 in				
H	2.09 in	L	2-1/4-14 in	M	1.02 in				
K	0.98 in	X		Y					
Z			11.4 t		3.8 t				
	2.23 in ²		0.74 in ²		22.41 in ³				
	7.47 in	lb	26.7 lb						

Product: JHW6CD10T12									
	10 t		11.97 in	A	18.03 in				
B	30 in	C	1.69 in	D	2.87 in				
E	1.37 in	F	1.38 in	G	1.42 in				
H	2.09 in	L	2-1/4-14 in	M	1.02 in				
K	0.98 in	X		Y					
Z			11.4 t		3.8 t				
	2.23 in ²		0.74 in ²		26.71 in ³				
	8.9 in	lb	30 lb						









Product: **JHW6CD30T08**									
	30 t		8.15 in	**A**	15.31 in				
B	23.46 in	**C**	2.87 in	**D**	3.98 in				
E	2.13 in	**F**	1.97 in	**G**	1.65 in				
H	2.91 in	**L**	3-5/16-12 in	**M**	1.93 in				
K	0.98 in	**X**		**Y**					
Z			32.9 t		16.2 t				
	6.49 in²		3.19 in²		52.93 in³				
	26.02 in	**lb**	43 lb						

Product: JHW6CD30T15									
	30 t		14.49 in	A	21.65 in				
B	36.14 in	C	2.87 in	D	3.98 in				
E	2.13 in	F	1.97 in	G	1.65 in				
H	2.91 in	L	3-5/16-12 in	M	1.93 in				
K	0.98 in	X		Y					
Z			32.9 t		16.2 t				
	6.49 in ²		3.19 in ²		94.09 in ³				
	46.26 in	lb	60.6 lb						









Product: **JHW6CD55T06**									
	55 t		6.18 in	**A**	13.03 in				
B	19.21 in	**C**	3.74 in	**D**	5 in				
E	3.14 in	**F**	2.76 in	**G**	1.14 in				
H	2.87 in	**L**	5-12 in	**M**	1.73 in				
K	0.98 in	**X**		**Y**					
Z			55.7 t		16.2 t				
	10.99 in²		3.19 in²		67.93 in³				
	19.74 in	**lb**	70.5 lb						

Product: JHW6CD55T13									
	55 t		13.19 in	A	20.04 in				
B	33.23 in	C	3.74 in	D	5 in				
E	3.14 in	F	2.76 in	G	1.14 in				
H	2.87 in	L	5-12 in	M	1.73 in				
K	0.98 in	X		Y					
Z			55.7 t		16.2 t				
	10.99 in ²		3.19 in ²		144.94 in ³				
	42.11 in	lb	104 lb						









Product: **JHW6CD55T20**									
	55 t		20.12 in	**A**	28.86 in				
B	49.98 in	**C**	3.74 in	**D**	5 in				
E	3.14 in	**F**	2.76 in	**G**	2.48 in				
H	2.87 in	**L**	5-12 in	**M**	1.73 in				
K	0.98 in	**X**		**Y**					
Z			55.7 t		16.2 t				
	10.99 in²		3.19 in²		221.09 in³				
	64.24 in	**lb**	146.2 lb						

Product: JHW6CD75T06									
	75 t		6.1 in	A	13.7 in				
B	19.8 in	C	4.53 in	D	5.75 in				
E	3.75 in	F	2.76 in	G	1.18 in				
H	2.8 in	L	5-3/4-12 in	M	1.5 in				
K	1.5 in	X		Y					
Z			81.7 t		25.9 t				
	16.09 in ²		5.12 in ²		98.1 in ³				
	31.21 in	lb	93.7 lb						

Product: **JHW6CD75T13**									
	75 t		13.11 in	**A**	20.71 in				
B	33.82 in	**C**	4.53 in	**D**	5.75 in				
E	3.75 in	**F**	2.76 in	**G**	1.18 in				
H	2.8 in	**L**	5-3/4-12 in	**M**	1.5 in				
K	1.5 in	**X**		**Y**					
Z			81.7 t		25.9 t				
	16.09 in²		5.12 in²		210.93 in³				
	67.06 in	**lb**	136.8 lb						

Product: JHW6CD100T06									
	100 t		6.57 in	A	14.06 in				
B	20.63 in	C	5.12 in	D	6.97 in				
E	3.75 in	F	2.95 in	G	1.22 in				
H	2.95 in	L	6-7/8-12 in	M	1.97 in				
K	1.38 in	X	5.47 in	Y	3/4"-10UNC in				
Z	0.98 in		104.4 t		48.6 t				
	20.57 in ²		9.58 in ²		135.23 in ³				
	62.98 in	lb	138.6 lb						

Product: **JHW6CD100T13**									
	100 t		13.11 in	**A**	20.63 in				
B	33.74 in	**C**	5.12 in	**D**	6.97 in				
E	3.75 in	**F**	2.95 in	**G**	1.22 in				
H	2.95 in	**L**	6-7/8-12 in	**M**	1.97 in				
K	1.38 in	**X**	5.47 in	**Y**	3/4"-10UNC in				
Z	0.98 in		104.4 t		48.6 t				
	20.57 in²		9.58 in²		269.66 in³				
	125.58 in	**lb**	193.6 lb						

Product: JHW6CD100T18									
	100 t		18.15 in	A	27.05 in				
B	45.2 in	C	5.12 in	D	6.97 in				
E	3.75 in	F	2.95 in	G	1.5 in				
H	2.95 in	L	6-7/8-12 in	M	1.97 in				
K	1.38 in	X	5.47 in	Y	3/4"-10UNC in				
Z	0.98 in		104.4 t		48.6 t				
	20.57 in ²		9.58 in ²		373.31 in ³				
	173.86 in	lb	248.3 lb						