

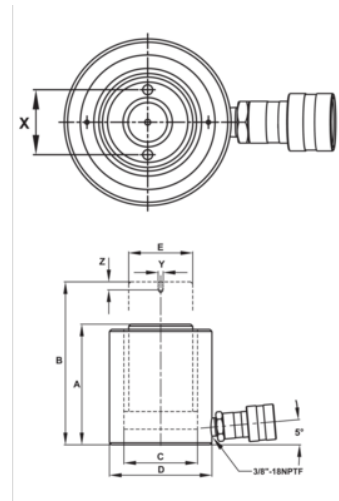


## 6CL Low Profile Cylinders







### PRODUCT DETAILS

- Compact design for use in confined spaces
- Rod wiper helps seal out dirt and contamination
- Specially designed return spring ensures a quick retraction and extends the life of the spring
- Industrial hard chrome plated ram helps prevent scratching and corrosion
- Plunger end is grooved to reduce load slippage
- Includes high flow ball coupler and dust cap







PRODUCT ATTRIBUTES





Product: **JHW6CL10T01**

	10 t		1.5 in		2.35 in
<b>PSI</b>	8511 psi		3.53 in <sup>3</sup>	<b>A</b>	3.48 in
<b>B</b>	4.98 in	<b>C</b>	1.73 in	<b>D</b>	2.75 in
<b>E</b>	1.5 in	<b>X</b>	1.03 in	<b>Y</b>	M4 in
<b>Z</b>	0.32 in				





Product: **JHW6CL20T02**

	20 t		1.75 in		4.37 in
<b>PSI</b>	9153 psi		7.65 in <sup>3</sup>	<b>A</b>	3.9 in
<b>B</b>	5.65 in	<b>C</b>	2.36 in	<b>D</b>	3.63 in
<b>E</b>	2 in	<b>X</b>	1.56 in	<b>Y</b>	M4 in
<b>Z</b>	0.32 in				

Product: **JHW6CL30T02**

	30 t		2.44 in		6.49 in
<b>PSI</b>	9245 psi		15.84 in <sup>3</sup>	<b>A</b>	4.61 in
<b>B</b>	7.05 in	<b>C</b>	2.87 in	<b>D</b>	4 in
<b>E</b>	2.5 in	<b>X</b>	1.56 in	<b>Y</b>	M5 in
<b>Z</b>	0.32 in				

Product: **JHW6CL50T02**

	50 t		2.36 in		9.87 in
<b>PSI</b>	10132 psi		23.29 in <sup>3</sup>	<b>A</b>	4.8 in
<b>B</b>	7.17 in	<b>C</b>	4.88 in	<b>D</b>	3.54 in
<b>E</b>	2.76 in	<b>X</b>	1.56 in	<b>Y</b>	M5 in
<b>Z</b>	0.32 in				