

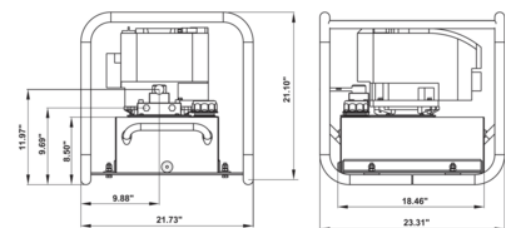


5G
Diesel Engine Pumps, 4 Way
Solenoid Valve Gas Engine Pump










PRODUCT DETAILS

- Gas pump will provide 10,000 psi hydraulic force at remote locations
- Industrial grade 5.5 hp Honda gas engine
- Manual control valve for use with single or double acting cylinders or tools
- Two speed pump designed for rapid cylinder advance
- Gas pump features a sturdy protective roll cage for use in the toughest environments
- Diesel engine pumps will provide 1, psi at remote locations



PRODUCT ATTRIBUTES

| Product | PSI | PSI |  |  |  |  |  |  |  |
|--------------------|------------|---------------|-----------------------------------------------------------------------------------|-----------------------------------------------------------------------------------|-----------------------------------------------------------------------------------|-----------------------------------------------------------------------------------|-------------------------------------------------------------------------------------|-------------------------------------------------------------------------------------|-------------------------------------------------------------------------------------|
| JHW5G102H5G | 700 psi | 10.000 psi | 10 gal | 600 in ³ /min | 200 in ³ /min | 4-way3-position | Advance/Hold/Return | 93 dBA | 3600 Rpm |
| JHW5G55H5G | 700 psi | 10.000 psi | 5 gal | 427 in ³ /min | 100 in ³ /min | 3-way3-position | Advance/Hold/Return | 93 dBA | 3600 Rpm |