



3940-150-4/6-SC-10P






**Sandflex® Bi-Metal Sabre
Sawblade for Wood and Metal 4/6
TPI 150 mm - 10 Pcs/Industrial
Pack**



PRODUCT DETAILS

- The wood and metal blade family is designed for demanding cutting in wood with embedded nails but can also be used for thick metal materials
- Virtually unbreakable Sandflex® bi-metal blade for all materials and type of cut
- HSS toothing with 8% Cobalt
- Version 1: slope shaped (SL) bi-metal blades with precision ground teeth are a series of thicker blades with a narrow nose
- It accessible in narrow places but still rigid and has a higher resistance to fracturing and bending, allowing straighter cuts
- Version 2: standard (ST) bi-metal blades with coarse precision ground teeth are a series of flexible blades with standard body
- That makes it more flexible and easier to bend into position
- 0.9 mm to 1.9 mm thickness
- 4/6 TPI to 8/12 TPI
- 150 mm to 300 mm of length
- Packaging alternative 1: retail packed either in -2P = 2 blades or -5P = 5 blades per pack
- Packaging alternative 2: industrial pack, -10P = 10 blades or in big industrial pack -100P = 100 blades per box

PRODUCT ATTRIBUTES

| Product |  |  |  |  |  |
|----------------------------|---|---|---|---|---|
| 3940-150-4/6-SC-10P | 150 mm | 1.3 mm | 4/6 | SC | 180 g |