



EB-21T - EB-35T Shoulder Eye Bolt












PRODUCT DETAILS

- Forged from the best quality carbon steel, hardened and tempered to ensure increased strength and toughness and reduce liability or breakage
- Each lot is tested and inspected to insure conformance to specifications
- Available with UNC Class 2A thread only
- Eyebolt shanks should never be undercut or eyebolt shank diameters reduced
- Shoulder eye bolts must be properly seated (should bear firmly against the mating part) otherwise the working loads must be reduced substantially. A steel washer or spacer may be required for proper seating
- To obtain greatest strength from an eye bolt, it must fit reasonably tight in the hole into which it is screwed to prevent unscrewing due to twist of cable. Tightness and seating must be checked after initial load

WARNING



PRODUCT ATTRIBUTES

Product									
JHWEB-21T	2-7/16 in	0.05 lb	1/4 in	20 in	1 in	3/4 in	9/32 in	9/16 in	2500 lb
JHWEB-22T	2-7/8 in	0.11 lb	5/16 in	18 in	1-1/8 in	27/32 in	9/32 in	19/32 in	4500 lb
JHWEB-23T	3-11/32 in	0.18 lb	3/8 in	16 in	1-1/4 in	1 in	5/16 in	21/32 in	6500 lb
JHWEB-24T	3-23/32 in	0.26 lb	7/16 in	14 in	1-3/8 in	1-1/16 in	3/8 in	27/32 in	9000 lb
JHWEB-25T	4-1/32 in	0.38 lb	1/2 in	13 in	1-1/2 in	1-5/32 in	7/16 in	29/32 in	12000 lb
JHWEB-26T	4-13/32 in	0.52 lb	9/16 in	12 in	1-5/8 in	1-11/32 in	7/32 in	15/16 in	15000 lb
JHWEB-27T	4-3/4 in	0.69 lb	5/8 in	11 in	1-3/4 in	1-11/32 in	9/16 in	1-1/32 in	20000 lb
JHWEB-28T	5-11/32 in	1.01 lb	3/4 in	10 in	2 in	1-1/2 in	11/16 in	1-5/16 in	25000 lb
JHWEB-29T	6 in	1.63 lb	7/8 in	9 in	2-1/4 in	1-5/8 in	13/16 in	1-7/16 in	35000 lb
JHWEB-30T	6-3/4 in	2.43 lb	1 in	8 in	2-1/2 in	1-13/16 in	7/8 in	1-5/8 in	45000 lb
JHWEB-31T	7-1/2 in	3.39 lb	1-1/8 in	7 in	2-3/4 in	1-15/16 in	1-1/16 in	1-3/4 in	60000 lb
JHWEB-32T	8-3/8 in	4.53 lb	1-1/4 in	7 in	3 in	2-1/8 in	1-3/16 in	2-1/32 in	75000 lb
JHWEB-34T	9-3/8 in	7.45 lb	1-1/2 in	6 in	3-1/2 in	2-19/32 in	1-1/2 in	2-3/16 in	105000 lb
JHWEB-35T	10-3/4 in	10.39 lb	1-3/4 in	5 in	2-3/4 in	2-27/32 in	1-19/32 in	2-1/2 in	140000 lb