



JHWBP3410TH Bull Pin 1-1/16In







PRODUCT DETAILS

- Bull Pins feature a durable shackle with wave washers that allow the JHWBP3410TH shackle to be positioned out of the way while being struck
- Broad head bull pin for most alignment tasks
- Head of bull pin designed to allow the shackle to swivel fully from one side to the other
- Bull Pin made from heat treated alloy steel; Stainless steel shackle is durable and will not corrode in harsh environments
- Shackle has position adjustment feature to keep the shackle out of the hammer path, even when used upside down.
- Shackle pin is locked in place to prevent it from “walking out” during use
- Broad head angle allows shackle to pass from side to side, even as head mushrooms from being struck.



PRODUCT ATTRIBUTES

Product				B	C	
JHWBP3410TH	16 in	2-5/16 in	1-1/4 in	5/16 in	14 in	3.5 lb